

**G-LAB**  
GUITAR LABORATORY

[www.glab.com.pl](http://www.glab.com.pl)

# WOWEE-WAH



- User Manual
- Mode d'emploi
- Instrukcja obsługi
- Bedienungsanleitung



Dear Customer!

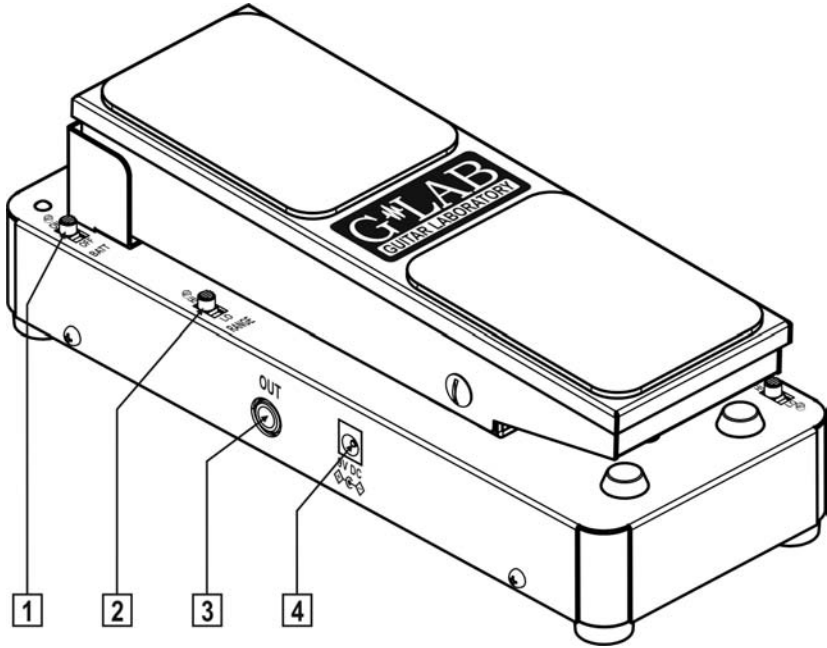
Thank you for choosing our product.

BASS WOWEE-WAH (BWW-1) is a classic wah-wah effect for bass guitar. It enables you to create your own tones and features a new comfortable switching mode.

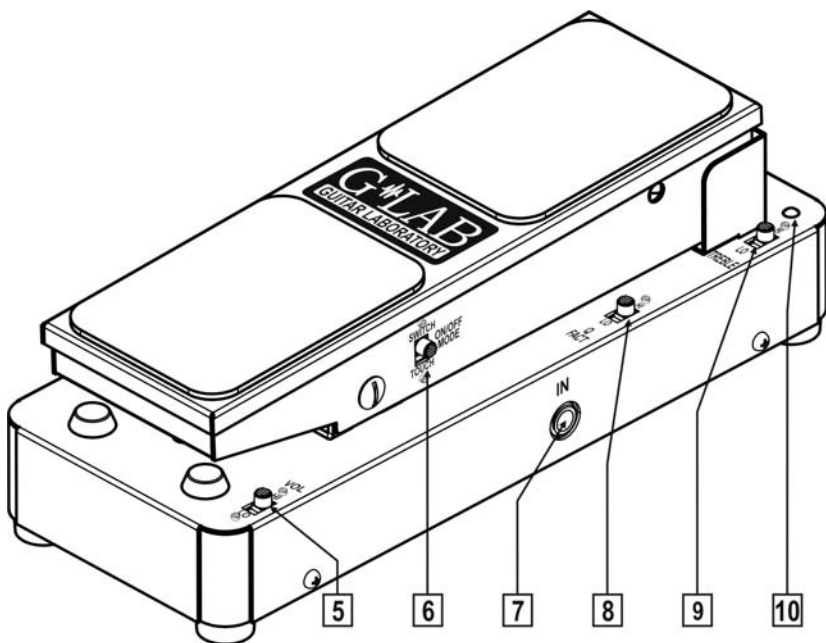
Basic characteristics:

- Full analogue circuitry with an increased voltage, which ensures functionality without distortion and a lower noise level.
- Click less TRUE BYPASS circuit that is based on photo resistors.
- Photo element instead of potentiometer, which ensures greater reliability and smaller resistance to motion (thanks to that, the smaller effort allows you to operate the pedal precisely and faster).
- Preset setting switches: RANGE – resonance frequencies range, TREBLE – mid/high frequencies boost, Q FACTOR - quality factor of resonance circuit, VOLUME - output signal level.
- Two ON/OFF switching modes: classic uses the switch located in front of the pedal (SWITCH mode), or our new mode, simply by placing the foot on the wah-wah pedal (TOUCH mode).
- BATTERY power-switch to avoid having to unplug your cable from the Jack IN connector.
- Power supply “switching off function” that protects from accidental battery discharging after unplugging your cable Jack IN connector.
- Two backlighted indicators (on the left and right side of the wah-wah) visualising active mode of the wah-wah effect (yellow colour) to make it easy for you to find the wah-wah on a dark stage.
- Regulation of the resistance to motion force.
- Powder coated case and stainless steel elements.
- 9V supply from a battery or regulated adapter (9 V DC, 10 mA consumption).

## Structure



- 1 - BATTERY ON/OFF switch
- 2 - RANGE - frequencies range switch
- 3 - OUT connector
- 4 - 9V DC power supply
- 5 - VOLUME switch
- 6 - ON/OFF mode switch
- 7 - IN connector
- 8 - Q FACTOR switch
- 9 - TREBLE – high tones switch
- 10 - Active and standby mode indicators



### Switches' functions

- BATT** – BATTERY power switch,  
OFF position – switch off the battery supply.
- RANGE** – Resonance frequencies range switch causes moving the whole resonance frequencies range:  
LOW position – wah-wah enables higher influence on the low (bass guitar) frequencies.
- TREBLE** – In HI position it boosts mid/high frequencies what makes the wah-wah effect deeper.
- Q FACTOR** – Quality factor of the resonance circuit switch,  
HIGH position - increases resonance signal level especially of low frequencies what intensifies the wah-wah effect.
- VOLUME** – Volume of the effect signal,  
HIGH position – increases the signal by 3,5dB.

**ON/OFF MODE** – Switching mode switch:  
SWITCH position- classic mode by using of the switch located in front of the pedal,  
TOUCH position – Pressure activated mode by placing the foot on the wah-wah.

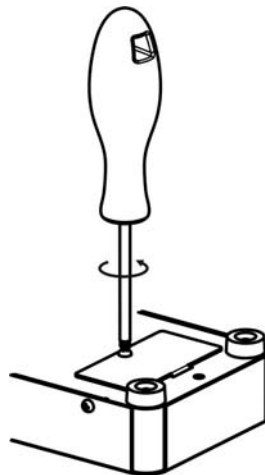
## Power supply

It is recommended to supply the wah-wah with a 9 V DC regulated adapter (10 mA consumption). Before plugging the adapter please check the pin polarisation.



**ATTENTION:** Damages caused by improper power supply causes the loss of the warranty.

Wah-wah can be also powered with a 9V battery. To exchange the battery you should unbolt the screw holding the cover, remove the cover and plug the battery. It is recommended to use high capacity alkaline batteries.



To power on the wah-wah in case of supplying from the adapter it is needed to plug the MONO JACK pin to IN connector (BATTERY switch can stay in any position). In case of supplying from the battery it is needed to plug the MONO JACK pin to IN connector and to set the battery switch in ON position. It enables easy battery supplying switching off (without necessity of plugging off the Jack from IN connector).

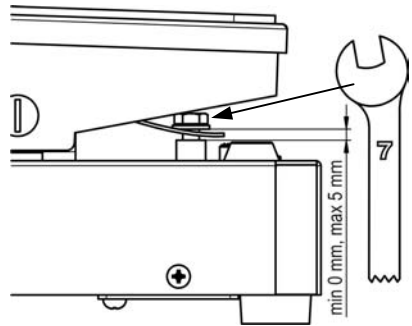
## Connecting to your gear

It is recommended that you connect the wah-wah between the guitar and amp, and if using other guitar effects between the guitar and stomp boxes. The best sound is usually achieved by placing your wah-wah first in your signal chain.

## Regulation of the resistance to motion force

WOWEE-WAH possesses the ability to adjust the resistance to motion force by using the spring set screw. For regulation it is needed to use the 7 mm open ended spanner. Screwing in of the screw increases the resistance to motion.

**ATTENTION: Do not screw out the screw more than indicated on the picture.**



## Technical parameters

Dimensions:	width	99 mm
	depth	250 mm
	height	85 mm
Weight		1,4 kg
Power supply		9V DC (regulated)
Power consumption		10 mA



## EMC/EMI & Certificate of conformity

### EMC/EMI

This device has been designed and manufactured to conform with directives and standards in the field of safety operations and electromagnetic interference.

This device uses and can radiate radio frequency energy and, if not installed and used in accordance with the instructions, may cause harmful interference to radio communications. However in spite of performing to the standards laid out below there is no guarantee that interference will not occur in a particular installation. If this device does cause harmful interference to radio or television reception, which can be determined by turning the device on and off, the user is encouraged to try to correct the interference by trying one or more of the following operations:

- Reorient or relocate the receiving antenna.
- Increase the distance between the device and receiver.
- Connect the device to an outlet on a circuit different from that to which the receiver is connected.
- Contact with the manufacturer.
- Consult the dealer for help.

#### Certificate of Conformity

ELZAB S.A., ul. Kruczkowskiego 39, 41-813 Zabrze, Poland,  
hereby declares our responsibility for the following product:

#### **BASS WOWEE-WAH (G LAB BWW-1)**

that is covered by this certificate and marked with CE 07 label conforms with following standards:

PN-EN 60065:2004	Safety requirements for mains operated electronic and related apparatus for household and similar general use.
PN-EN 55103-1:1998	Product family standard for audio, video, audio-visual and entertainment lighting control apparatus for professional use. Part 1: Emission.
PN-EN 55103-2:1998	Product family standard for audio, video, audio-visual and entertainment lighting control apparatus for professional use. Part 2: Immunity.

with reference to regulations in following directives:  
73/23/EEC, 2004/108/EEC

Issued in Zabrze, October 2008  
Jerzy Biernat  
President of the ELZAB S.A. Board of Directors



**DO NOT PLACE THIS PRODUCT INTO THE WASTE CONTAINER !**

This device is marked with a cross-lined waste container symbol according to 2002/96/EU Directive on Waste Electric and Electronic Equipment.

Such marking informs that after usage equipment can not be trashed together with other household waste.

An user obligation is to return wasted equipment to a party collecting wasted electric and electronic equipment. Parties collecting such equipment organise a system, including local collection points, shops and other units, allowing to return such equipment. This Directive assures an user free of charge utilisation of such delivered equipment.

This device is made of materials which can be recycled or utilised after becoming out of use. Proper handling of wasted electric and electronic equipment reduce demand for raw materials and contribute in avoiding harmful consequences for environment and health of people caused by dangerous components and not proper storing and utilising of such equipment.





**G LAB is a brand of ELZAB SA**

## **COMPANY ADDRESS**

### **ELZAB SA**

ul. Kruczkowskiego 39, 41-813 Zabrze, Poland

phone: +48 32 272 20 21, fax: +48 32 272 81 90

### **Sales & Export Department .....**

phone: +48 32 272 30 51 ext. 34, 39, 64

+48 32 272 20 21 ext. 308, 366, 468

e-mail: [glab@glab.com.pl](mailto:glab@glab.com.pl)

### **Technical Support .....**

phone: +48 32 272 30 51 ext. 64

+48 32 272 20 21 ext. 308

e-mail: [help@glab.com.pl](mailto:help@glab.com.pl)

**[www.glab.com.pl](http://www.glab.com.pl)**